



District Report Card: 2017


State: Odisha	District: Dhenkanal
Class: 5	Subject: Language
Schools: 58	Students: 1040


Participation/Coverage


Students

<div>GENDER</div> <div></div>	Boys		Girls	
	Number	%	Number	%
	547	52.60	493	47.40

<div>AREA</div> <div></div>	Rural		Urban	
	Number	%	Number	%
	932	89.62	108	10.38

<div>CATEGORY</div> <div></div>	SC		ST		OBC		GEN	
	Number	%	Number	%	Number	%	Number	%
	271	26.06	302	29.04	419	40.29	48	4.62

<div>CWSN</div> <div></div>	LD	VI	HI	S&LD	ID	Oth
	2	7	3	2	6	7

<div>Management</div> <div></div>	Government		Government-aided	
	Number	%	Number	%
	1010	97.12	30	2.88

Average Performance of Students in Language (%)

Overall	Gender		Area		Management		Social Group			
	Male	Female	Rural	Urban	Govt.	Aided	SC	ST	OBC	GEN
46.38	44.13	48.87	46.12	48.64	46.50	42.22	43.74	41.02	50.80	56.39

Performance on Learning Outcomes (LOs)

Learning Outcomes	Description	Average Performance(%)
L504	Reads and comprehends independently storybooks, news items/ headlines, advertisements etc.	42.25
L508	Reads text with comprehension, locates details and sequence of events	48.44

Range of Performance of Students who Answered Correctly							
Below 30%		30% - 50%		50% - 75%		Above 75%	
Number	%	Number	%	Number	%	Number	%
271	26.06	300	28.85	351	33.75	118	11.35

Lowest Performing Learning Outcomes (LOs)

- 1 - Reads and comprehends independently storybooks, news items/ headlines, advertisements etc. (42.25)
- 2 - Reads text with comprehension, locates details and sequence of events (48.44)